



# OD 4012

with 4 Interchangeable Binding Modules

For Flexible Space Saving Punch and Bind Combinations.



CE Approved



**E-Z Change Die System**  
Manual and Auto Reversing Feature

## 11" OPEN END ELECTRIC PUNCH

### FEATURES

- ✓ The OD 4012 Punch Comes With Both a Manual and An Auto-Reversing Feature
- ✓ All Dies for the OD 4012 Feature Our Ingenious Patented Swing Away Die Pin Retainer System. Allows Quick Access to all Die Punch Pins while Holding them Firmly in Place. Easily Disengage Any Die Punch Pin.
- ✓ 12 Standard Interchangeable Die Patterns Available: (Each Die is Priced Separately)
  - Combs
  - Wire Loop
  - Plastic Coils
  - Velo Bind™ GBC
  - 3 Hole Loose Leaf
- ✓ Uses 11" Size Dies With Open Sides for Wider Sheet Punching Capability.
- ✓ OD 4800 and OD 4000 Dies and Modules work on the OD 4012, adding additional useful life to existing equipment.
- ✓ Die Removes With No Tools Required, Nothing to Take Apart.
- ✓ Easy, "Paper to Pin" Sight Alignment, For Balanced Hole to Edge Margins on Odd-Sized Applications.
- ✓ Punching Capacity Rated up to 25 Sheets of 20 lb. bond paper. Equal to 50 Pages. The Number of Sheets Depends on the Paper Weight and Punch Pattern Used.
- ✓ Smooth, Quiet, Power on Demand Operation.
- ✓ Use Foot Pedal, Versa Switch or Palm Switch.
- ✓ Large Capacity U-View Waste Tray.



**THE ULTIMATE IN:**  
Quality Paper Punching  
and Book Binding Equipment  
at Affordable Prices

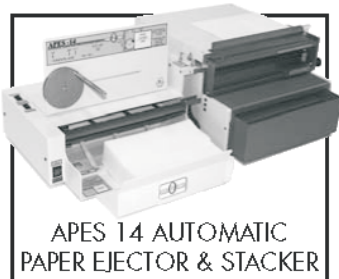
[www.RHIN-O-TUFF.com](http://www.RHIN-O-TUFF.com)

**OD 4012**

**MACHINE SPECIFICATIONS**

ELECTRICAL REQUIREMENTS			WEIGHT		DIMENSIONS		
VOLTS AC	AMPS	Hz	MACHINE	SHIPPING	HEIGHT	WIDTH	DEPTH
115	4	60	48 lbs.	54 lbs.	6.5"	16"	18"
230	2	50	21.8 Kg	24.5 Kg	165 mm	406 mm	457 mm

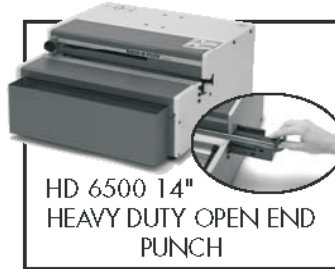
**12 Standard Punch Die Patterns Available. All Other Patterns Available Upon Request.**



APES 14 AUTOMATIC PAPER EJECTOR & STACKER



HD 7700-H HORIZONTAL PUNCH



HD 6500 14" HEAVY DUTY OPEN END PUNCH



HD 7500 24" PUNCH with the large document support table



KK 4171 Shown mounted on an HD 4170 machine



OD 4000 11" OPEN END ELECTRIC PUNCH shown with coil inserter and wire closer modules



PC 2000 MANUAL PUNCH AND COIL INSERTER



The HD 8370 Shown with the HD 7700 14" OPEN END PUNCH



HD 4170 RHIN-O-ROLL HEAVY DUTY COIL INSERTER



HD 7000 14" HEAVY DUTY DELUXE OPEN END PUNCH



HC 8024 24" WIRE CLOSER




THE HD 4270



HC 8318 18" WIRE INSERTER CLOSER



OD 4012 11" ELECTRIC PUNCH



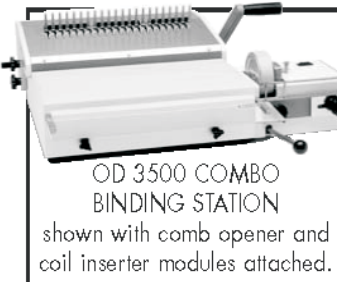
PAL-14 MODULAR PIKS-A-LIFT



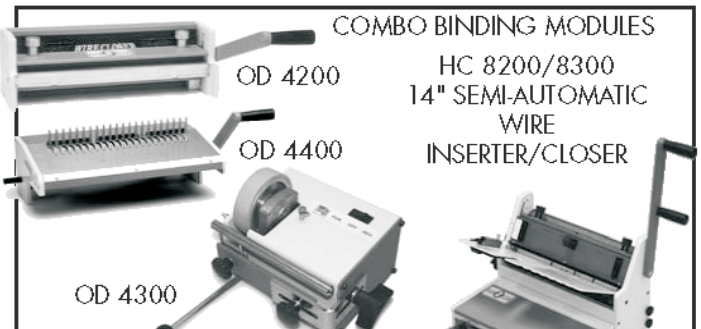
THE HD 4470 COMB OPENER MODULE Shown configured with Stand Alone Production Feet



OD 4800 11" OPEN END MANUAL PUNCH



OD 3500 COMBO BINDING STATION shown with comb opener and coil inserter modules attached.



COMBO BINDING MODULES

OD 4200

OD 4400

OD 4300

HC 8200/8300 14" SEMI-AUTOMATIC WIRE INSERTER/CLOSER



HC 8000 14" WIRE CLOSER

CALL **1-800-390-5782** FOR A DEALER NEAR YOU OR VISIT OUR WEB PAGE AT **WWW.RHIN-O-TUFF.COM**